



In these times of COVID-19, we can still find great pleasure in growing, viewing and sharing the beauty of the dahlia. It is also valuable to learn about our members and how they grow their gardens. We wish to have the public share in these experiences. With this in mind we present the GCDs 2020 Dahlia Show.



2020 Online Dahlia Show

Judy Brown, Columbus

I've been raising dahlias for over 25 years, inspired by my great uncle, Wendell Games. He raised dahlias when I was growing up and created new dahlias that he named after us, his nieces and nephews. This year I have 27 different dahlias and 46 total plants. I have been a CGDS member for about 7-8 years.



Final cut before the freeze in 2019



Aunt Dorothy




Flame Thrower



Purple Pearl with Monarch



Juanita and AC David



Myrtle's Folly



Crazy Legs



Hollyhill Bill with wheel bug assassin bug



Patricia Ann's Sunset



Lavender Ruffles



Nick Sr.



Que Sera with grasshopper



Mick's Peppermint

Harriet Chandler and Jim Chuey, Youngstown and North Lima

Jim and I have been growing dahlias together for about 20 years. After a year into growing dahlias we went to a judging seminar being taught by Dick Westfall. We became friends with Dick and Jeannette and joined GCDS soon after. That's been about 19 years ago.





JS Jerry



Carl



Kenora Challenger




Badger Twinkle




Parkland Rave




Clearview Lily



Woodland Wildthing



Kenora Wildfire




Sunrise Surprise



Obo Diane



Vassio Meggos



Verda




Wyn's Neon Dream



Bloomquist Jean




Clearview Arla Ella



Clearview Ken



Embrace



Marcella Louise




Inland Dynasty




Erin Curtis, Thornville

My husband (Ken) and I started growing Dahlia's on our back deck about 3 seasons ago (joined the club I think about a year ago) so we're new to this whole thing! We named our Doxen puppy, Dahlia (Dolly for short....she has a brother named Dexter). That's how much we love the flower! We've had trouble storing the tubers (so we'd love some advice), so we've started with new tubers every season. I love making flower arrangements with them!!



Dexter (front) and Dolly. They LOVE tomatoes from the garden and race in the Weiner Dog races every year at Oktoberfest in Cincinnati (when it doesn't get cancelled because of COVID).







Jason Fairchild, East Liberty


I have been growing dahlias for five years and have now expanded to three dahlia gardens, including a cloth house that Ken Redd gave to me. I have been a GCDS member for 4 or 5 years.

AC Jeri dahlia

















Sabrina Funk, Columbus


I live in the neighborhood of Clintonville and I've been growing Dahlias since about 2016. The first ones I grew were Kelvin Floodlights and they remain a favorite of mine. I heard about the GCDS last year and this has been my first year as a member.



Kevin Floodlight



Double Jill



Maarn






Verrone's Obsidian

Karen Hanson, Marysville

I have been growing dahlias and a member of the GCDS for about six years.





Clearwater Peachy



Kelsey Dwarf



AC Paint



AC Paint


These two blooms are on the same plant



Cornel



Alan's Arctic Fox




Light Accord



Rose Toscano



Kelsey Annie Joy



Glenbank Twinkle

Tara Harper, Marysville

This year was my first attempt at growing dahlias and my first year with the GCDS. I recently moved to Marysville, where I went to the 2019 Dahlia show, where I fell in love. Jason Fairchild and Mr. Westfall graciously guided me through a rough start. I usually have the gardening attitude of GO BIG or GO HOME! So I bought over 100 dahlias to start. I tilled (for the first time ever) a 65' by 45' patch for them. I potted them all up, probably two months too early. I was very proud of them without knowing that two feet tall in March might not be the best idea. Mr. Westfall was so gracious to come over and help me. He trimmed all of them down by at least 18". They were a bit leggy to say the least.




Once planted in my Dahlia patch our very wet spring had them floating in a foot of water. I dug them all up and replanted them all around the perimeter of my home. This was the survival of the fittest and even with my trial and error they became the highlight of 2020.






AC Paint



Arabian Night



Clearview Lily



Crossfield Ebony



Colorado Classic





Emory Paul



Ferncliff Lemon Aura



Fleurel






Hollyhill Miss White



Jomanda



Lavender Perfection



Lilac Time



AC Loomis

Phil Hidy, Columbus

I think that I joined in 1991. Back in 1990 (?) GCDS had a show at Westland Mall (take about dated!!). Met Dick and Jeanette along with Wilbur and Lilly Ann and I'm sure others. Explained to them that my grandfather who had a small nursery business also grew dahlias and saw his blooms at the dahlia show in Chillicothe, OH. Joined GCDS at the show. Within the next couple of years I became the treasurer/membership person. A few years later Roger Bostwick dumped the membership booklets onto me. A few years ago I inherited the show booklets and reporting. Do you see a pattern here?



Main Dahlia Bed

This year I now have three main beds on the east side of the house, two smaller beds on the south side and one small bed at a niece's house a few blocks away. It's been a challenging year for the dahlias but I have had a number of nice blooms. This year I have about 75 hills.



Akita



Cabanna Banana






Cornel Bronze



Irish Blackhart



NTAC Eliza



Prince of Orange



Seattle



Vancouver

Linda Johnson, Dublin

We sold our house and so unfortunately had to plant all our dahlias in pots this year. I currently have 24 dahlias in pots but they do not seem to grow as well in pots as in the ground. I have grown dahlia's for at least 10 years and been a GCDS member since 2012 - moved from Massachusetts. My Mom got me hooked on them. She is 88 now still living in NJ and has over 70- I had to ship her some of mine as I had no room here in the condo.



Linda and her Mom at a prior summer picnic at Peg Van Scyoc's house.





Jeff & Linda Laine, Westerville



We have been growing dahlias since 2008, when Peg Van Scyoc gave us plants and stakes to get us going. We started with 17 plants and now have over 170. Our dahlias are spread throughout our beds of perennials and annuals to add pops of color and provide blooms through the end of October to enhance our fall decorations. We have been members of the GCDS since about 2009.



Dahlia view from our swim spa: (l to r) Minerva Magic, Inland Dynasty, Zorro, Dick Westfall, Vassio Meggos, Ova Jo



Dick Westfall – and this is what happens when you don't disbud: multiple beautiful blooms



Midnight Moon



Hollyhill Starburst



Inland Dynasty



Kelsey Annie Joy



Outta Da Blue





Trengrove Millenium



Pinelands Princess



A bee enjoys *Queen Bee*, an anemone dahlia, before she has reached full maturity




**Pooh: surrounding a birdhouse 7'
above the ground**

Glenbank Twinkle






Master David



Xenon



Glenbank Twinkle, Barbara's Favorite, Inland Dynasty, Zorro, Neon Splendor, Tigger surround a 7' trellis



Ova Jo looks out over flower beds



Carl



Penhill Watermelon

Lisa Leist, Blacklick

I have been growing dahlias for four years and a
GCDS member for three.



AC Ben



Crazy Love



Soulman



Frozen



Hamari Accord



Low Ball Red Eye

**David Plummer,
near Carroll in Fairfield County**

I have been growing dahlias for 20
years and a GCDS member for 5.





Starburst




Clearview Daniel



AC Kahuna



Snow Country



Just Peachy



David



Romulus



Happy Day



Wildcat



Nick Sr.



Ketchup & Mustard



Scarlet



Spartacus



Thomas Edison

Susan Sugar, Columbus


I have been waiting for a windfall of Dahlias however it is not happening. I tried so hard with babying the tubers inside, planting and labeling them, staking, tying and watering faithfully. Of the 27 tubers I planted, only 8 survived. Between the squirrels and chipmunks I was set back many mornings. I bought copious amounts of “Animal Be Gone” which helped but I was outsmarted.


I studied the books and the part about pinching the bud was confusing. The Dahlias grew relatively fast. I finally got the nerve to pinch the bud. It hurt me more than the plant. In hindsight, I think I pinched an important stage. Several plants are full of green leaves and not one bud.

Sun was intense in one location. So I supported an XL umbrella on a chair for shade.


I have been a member for one year.

Rocco





Franz Kafka




Minerva Magic


Jerry & Karen Tankovich, Columbus

















Dave & Gloria Taylor, Dayton

We have been members of GCDS for the past couple years. I have been growing dahlias for many years just for a hobby and for the pleasure of seeing the flowers. I got the bug from my Dad many years ago, he grew dahlias every year. He had many varieties especially some big dinner plate dahlias. I normally only have a dozen or so plants of mixed varieties.

This year I built three raised beds/boxes for my dahlias and expanded my number of plants to about 25 or so. The beds worked great except I did not build any sun screen. The boxes are in full sun and the hot July weather was hard on my flowers. A sun screen is in store for next year. My biggest challenge has always been wintering the dahlias over from year to year.



I have tried numerous techniques but have not had a lot of success with any I've tried so far.

We joined the GCDS to learn more about raising dahlias. We have met some nice people and have enjoyed coming to the meetings. Hopefully we will get this virus stuff behind us and can continue attending meetings in the coming year.





Baron Wendy



Cornel











Narrows Kirsten









Peg Van Scyoc, Lewis Center

I've been growing Dahlias for about 19 years. I attended a meeting at Inniswood Gardens and fell in love with a wonderful group of Dahlia growers, many who have become dear friends. Making creative arrangements became my passion. I grow around 150 Dahlia plants.





Clearview Daniel with potting shed in background



AC Ben



Maks Red Devil



Tiger Swallow Tail on Carl



Zorro



Woodland Wildthing



My Beverly



A novelty dahlia: Does anyone know what variety this is?



Allen's Drifter



Clearview Jonas



Clearview Ken



Ka's Khaleesi



Clearview Louise



Kenora Wildfire

Steve Walker, Columbus

I had planned on participating in the show with some photos of my dahlias.

Well Things did not turn out as planned. I live on the bank of the Scioto River, the home of many wild animals including groundhogs. In the past my chicken wire fencing supplemented with four strands of hot electric wire has allowed the dahlias to flourish. This year things did not work out as planned. Somehow the electric wires lost their zing.

Here is the score:

Current dahlia garden:almost no blossoms

Groundhog.Plenty of Breakfast, Lunch and Dinner throughout the month of July.

Result: The groundhog won.

After stakes every six inches in the chicken wire were able to keep him out, the plants had a chance to grow and are just now producing their first blossoms.



Groundhog that ate all the plants in July



Garden just starting to bloom

Kay Werk, Columbus

I started growing a few dahlias about 3-4 years ago and joined GCDS about that time. Thanks to Dick for our leadership! I appreciate all the members of the group and the delightful summer luncheons hosted by Peg & Bill ('16 & '17) and Jason & Twilah ('18 & '19)!








Dick Westfall, Marysville

I began growing dahlias in about 1961 and started competing in local shows. My former high school algebra teacher saw my entries and encouraged me to compete in larger venues. I joined the CGDS in about 1965-66.





Kenora Wildfire



Hilltop St. Charles



Dick Westfall



Bloomquist Jean



Dick Westfall



Dahlias are grown both inside and outside of the cloth house










Zorro



My Beverly



My Beverly



Seedling originated by Ken Redd